Directions to sign-up for Conferences
Indian Trail School

1.)Click the link on the website to access the PTC sign up.
You can select the language on the web page (select the Spanish Flag to view everything in Spanish).

2.)Find your teacher, click the box, and hit submit.
The teachers are organized by grade level. You will need to repeat the process again for each of your children.

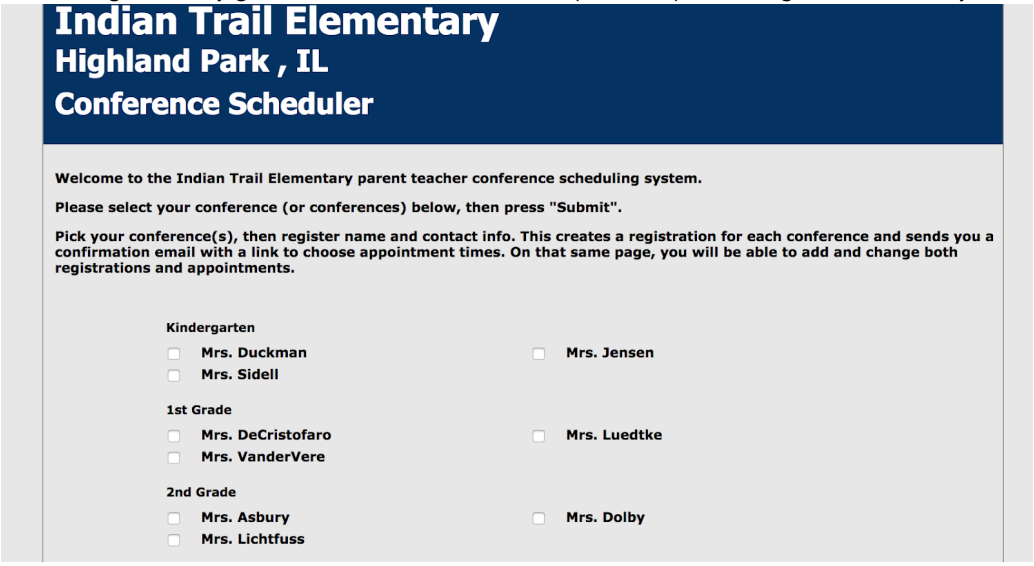

3.)Input your information
You will need student information, your information, and most importantly your email address.

4.)Access your email:
click the **BLUE** link that states "Click here to select conference time". Below is a screenshot.

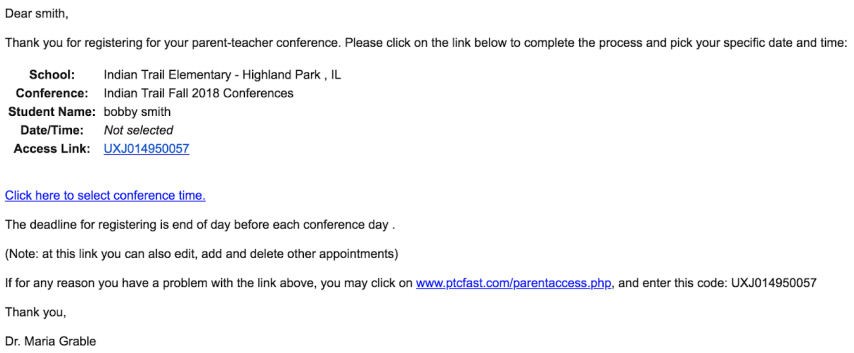
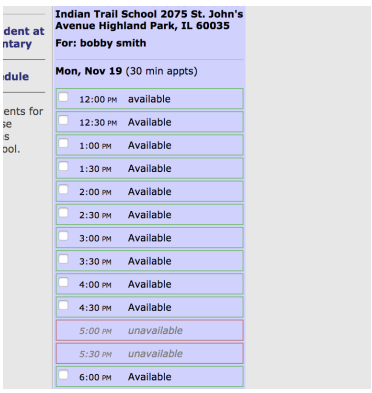
5.)Select a time slot that works for your family.
Green means the slot is available
Red means the slot is not available